

## Instructions and Symbol Key for Design "Primavera - "












---

**Fabric:** 14 count Cream Aida

**Stitches:** 121 x 60                      **Size:** 8.64 x 4.29 inches or 21.95 x 10.89 cm

**Colours:** DMC

Use 2 strands of thread for cross stitch

<u>Sym</u>	<u>No.</u>	<u>Colour Name</u>	<u>Sym</u>	<u>No.</u>	<u>Colour Name</u>
	470	Olive green		224	Light dusty pink
	223	Medium dusty pink		221	Mars red
	3743	: Pale lilac		353	Peachy pink
	3042	Lilac		3740	Dark antique violet
	352	Salmon		3820	Maze yellow
	350	Red vermillion			

This chart has been designed and printed with our best intentions of being without mistakes. However, the possibility of human error, printing mistakes or the variation of individual stitching does exist, and we regret that we cannot be responsible for this.

Produced using Cross Stitch Professional for Windows [www.dpsoftware.co.uk](http://www.dpsoftware.co.uk)  
Copyright © Maria del Valle - <http://alartex.wordpress.com> 2009 All rights reserved.